



Download and install iTunes:  
[www.apple.com/ipod/start](http://www.apple.com/ipod/start)

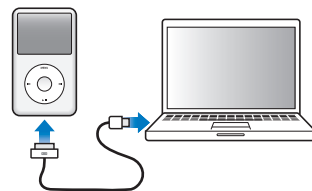
View the user guide:  
[www.apple.com/support/manuals/ipod](http://www.apple.com/support/manuals/ipod)




Get music and more at the iTunes Store.



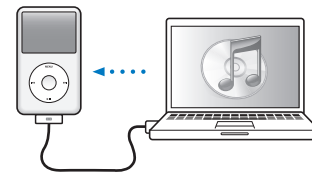
Also import music from CDs.



Connect to USB port on computer  
(not keyboard) to set up and  
begin charging.



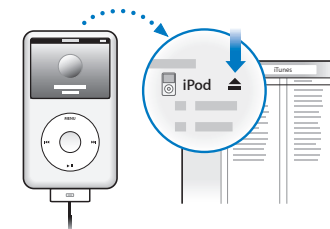
Follow onscreen instructions  
(may take a few minutes to appear  
when iPod classic is charging).



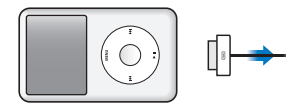
Sync content while the battery charges.



Charge fully or at least 4 hours,  
while computer is awake.

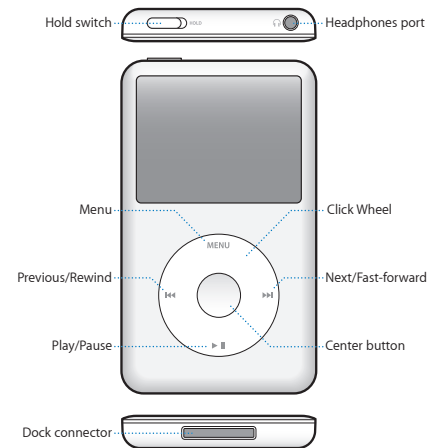


To disconnect after syncing, click Eject (⏏).



Then remove the cable.

## iPod classic



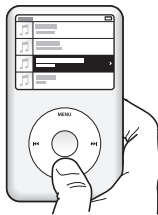
For complete instructions  
and important safety information,  
see the *iPod classic User Guide*:

[www.apple.com/support/manuals/ipod](http://www.apple.com/support/manuals/ipod)


Listen responsibly.



Browse items.



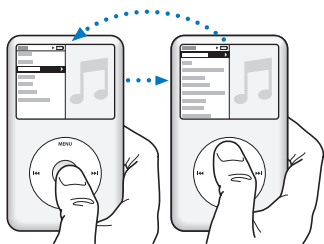
Play or pause  
a song (▶||).



Press and hold ▶||  
to turn off.



Disable Click Wheel.



Choose an item.

Press Menu  
to go back.



Adjust the volume.

[www.apple.com/ipodclassic](http://www.apple.com/ipodclassic)  
[www.apple.com/support/ipodclassic](http://www.apple.com/support/ipodclassic)

© 2009 Apple Inc. All rights reserved.  
Apple, the Apple logo, iPod, iPod classic, and iTunes  
are trademarks of Apple Inc., registered in the U.S. and  
other countries. iTunes Store is a service mark of Apple Inc.,  
registered in the U.S. and other countries.

034-5054-A  
Printed in XXXX

To	Do this
Turn on iPod classic	Press any button.
Turn off iPod classic	Press and hold Play/Pause (▶  ).
Turn on backlight	Press any button or use the Click Wheel.
Reset iPod classic (if it isn't responding)	Slide the Hold switch to HOLD and back again. Then press both the Menu and Center buttons for about 6 seconds, until the Apple logo appears.
Go directly to main menu	Press and hold Menu.
Play all songs in a playlist or album	Select the playlist or album and press Play/Pause (▶  ).
Play all songs in random order	From the main menu, choose Shuffle Songs.
Skip to any point in a song or video	From the Now Playing screen, press the Center button and then scroll to any point in the song or video.
Skip to next song	Press Next/Fast-forward (▶▶).
Start a song or video over	Press Previous/Rewind (◀◀).
Play previous song	Press Previous/Rewind (◀◀) twice.
Fast-forward or rewind a song or video	Press and hold Next/Fast-forward (▶▶) or Previous/Rewind (◀◀).
Access additional music options	Press and hold the Center button until a menu appears.

Apple iPod classic

Quick Start